


Autotransformer AT3 25-69-4



Picture shows AT3 2-20/21-4

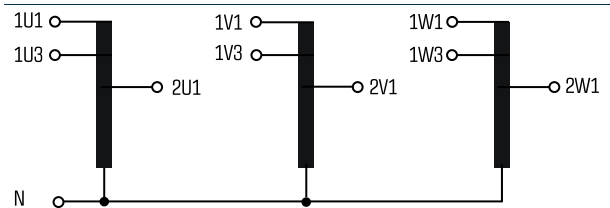
Advantages

Low weight and small size (compared to isolating transformers)
High efficiency
Patented assembly technology to lower heat losses
Very good corrosion protection and low noise due to vacuum impregnation
Fixed, contact protected screw connection terminals complying with UVV BGV A3
Multiple mounting dimensions
Enlarged fixing rail for easy installation from above
Integrated lifting brackets

Applications

Autotransformer for adjustment of the voltage on the input and output sides with no requirement for electrical isolation.

Sample application



Standards

Autotransformer
to: VDE 0570 Teil 2-13, DIN EN 61558-2-13, EN 61558-2-13,
IEC 61558-2-13, UL 5085-1/-2, CSA 22.2 No.66

Approvals



UL 5085-1/-2, CSA 22.2 No.66

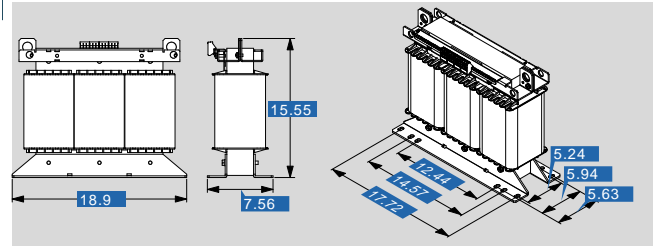


Autotransformer AT3 25-69-4

Type		AT3 25-69-4
Electrical data	Input	
	Rated input voltage	3 x 600/690 Vac
	Rated frequency	50 - 60 Hz
	Output	
	Rated output voltage	3 x 400 Vac
	Power	25,000 VA
	Vector group	YNΔ0
	Efficiency	96 %
	Approvals	
	Approvals	cURus
Environment		
Ambient temperature max.	104.0 °F	
Safety and protection		
Type	Open type	
Insulation class	F	
Protection index	IP 00	
Safety class (prepared)	I	
Short circuit strength	non-short-circuit proof	
Test voltage	4,000 Vac, 50 Hz	
Order numbers		
Recommended sheet-metal enclosure		
Order Number	AT3 25-69-4	

Type		AT3 25-69-4
Mechanical data	Terminal and mounting	
	Fixing method	Fixing rail
	Fixing screws	M10
	Terminals	Screw-type terminals
	Measures and weights	
	Core type	3 UI 210/73
	Weight	182.98 lbs

Dimensions in inch



Subject to change.