


Mains transformer

AVB 0,5/2/18



Picture shows AVB 3,2/2/18

Advantages

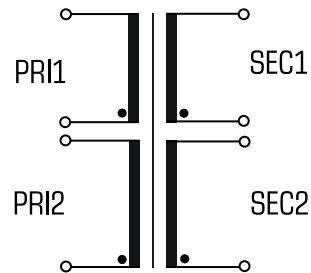
Minimum size at high output
Inherently short-circuit proof
Dual input voltage for series or parallel connection
Dual output voltage for series or parallel connection
Designed for high ambient temperatures
Permanent corrosion protection, high insulation value and maximum electrical reliability due to XtraDenseFill resin encapsulation
Self-extinguishing potting and hood material

Applications

As a mains transformer for adjustment of the voltage and simple electrical isolation.

As a safety transformer for the safe electrical isolation of the input and output sides. The transformer is suitable for creating SELV and PELV circuits because of the limit on the output voltage.

Sample application



Standards

Mains transformer
to: VDE 0570 Teil 2-1, DIN EN 61558-2-1, EN 61558-2-1, IEC 61558-2-1, UL 5085-1/-2, CSA 22.2 No.66

Approvals



UL 5085-1/-2, CSA 22.2 No.66



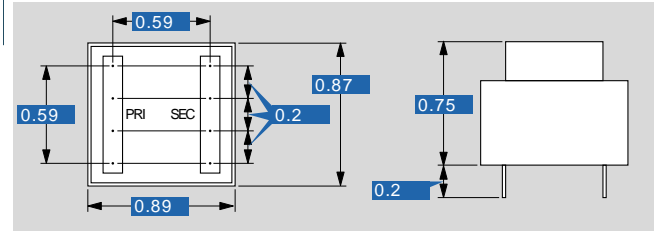
Mains transformer

AVB 0,5/2/18

Type		AVB 0,5/2/18
Electrical data	Input	
	Rated input voltage	2 x 115 Vac
	Rated frequency	50 - 60 Hz
	Output	
	Rated output voltage	2 x 18 Vac
	Power	0.5 VA
	No-load voltage (app. x factor)	1.80
	No-load loss (typ.)	1.1 W
	Efficiency	40 %
	Standards	
	Classification	Mains transformer
	Approvals	
	Approvals	cURus
	Environment	
	Ambient temperature max.	158.0 °F
Safety and protection		
Type	Encapsulated	
Insulation class	VDE=B, UL=class 105	
Protection index	IP 00	
Safety class (prepared)	II	
Short circuit strength	inherently short-circuit proof	
Order numbers		
Order Number	AVB 0,5/2/18	

Type		AVB 0,5/2/18
Mechanical data	Terminal and mounting	
	Terminals	Pins for printed circuit boards
	Pin (ø)	0.6
	Measures and weights	
	Core type	EE 20/10,5
	Weight	0.09 lbs

Dimensions in inch



Subject to change.