


Safety isolating transformer PT 13/1/24



Picture shows PT 7,5/1/15

Advantages

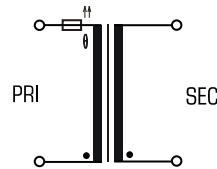
- Minimum size at high output
- Integrated overload protection using PTC in the input
- Dual output voltage for series or parallel connection
- Permanent corrosion protection, high insulation value and maximum electrical reliability due to XtraDenseFill resin encapsulation
- Self-extinguishing potting material
- Space saving installation due to additional screw mounting in the base plate

Applications

As a mains transformer for adjustment of the voltage and simple electrical isolation.

Safety transformer for the safe electrical isolation of the input and output sides. The transformer is suitable for creating SELV and PELV circuits because of the limit on the output voltage.

Sample application




Standards

Safety isolating transformer
to: VDE 0570 Part 2-6, DIN EN 61558-2-6, EN 61558-2-6, IEC 61558-2-6

Approvals



VDE, UL 5085-1/-2, CSA 22.2 No.66

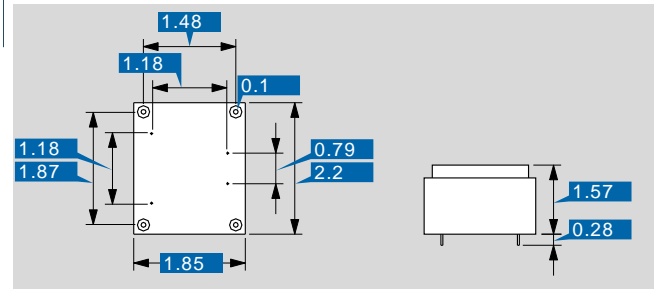


Safety isolating transformer PT 13/1/24

Type		PT 13/1/24
Electrical data	Input	
	Rated input voltage	230 Vac
	Rated frequency	50 - 60 Hz
	Output	
	Rated output voltage	24 Vac
	Power	13 VA
	No-load voltage (app. x factor)	1.23
	No-load loss (typ.)	1.3 W
	Efficiency	73 %
	Standards	
	Classification	Safety isolating transformer
	Approvals	
	Approvals	cURus, VDE
	Environment	
	Ambient temperature max.	104.0 °F
Safety and protection		
Type	Encapsulated	
Insulation class	VDE=E, UL-class 105	
Protection index	IP 00	
Safety class (prepared)	II	
Short circuit strength	non-inherently short-circuit proof	
Order numbers		
Order Number	PT 13/1/24	

Type		PT 13/1/24
Mechanical data	Terminal and mounting	
	Terminals	Pins for PCB
	Measures and weights	
	Pin (ø)	0.031 inch
	Core type	EI 54/18,8
	Weight	0.93 lbs

Dimensions in inch



Subject to change.