

Safety isolating transformer PT 22/2/9



Picture shows PT 7,5/1/15

Advantages

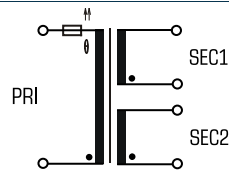
- Minimum size at high output
- Integrated overload protection using PTC in the input
- Dual output voltage for series or parallel connection
- Permanent corrosion protection, high insulation value and maximum electrical reliability due to XtraDenseFill resin encapsulation
- Self-extinguishing potting material
- Space saving installation due to additional screw mounting in the base plate

Applications

As a mains transformer for adjustment of the voltage and simple electrical isolation.

Safety transformer for the safe electrical isolation of the input and output sides. The transformer is suitable for creating SELV and PELV circuits because of the limit on the output voltage.

Sample application




Standards

Safety isolating transformer
to: VDE 0570 Part 2-6, DIN EN 61558-2-6, EN 61558-2-6, IEC 61558-2-6

Approvals



VDE, UL 5085-1/-2, CSA 22.2 No.66

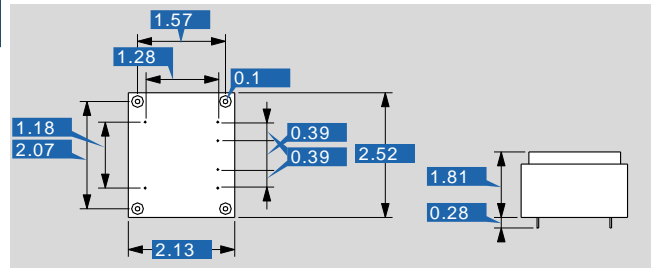


Safety isolating transformer PT 22/2/9

| Type | | PT 22/2/9 |
|-------------------------|------------------------------------|------------------------------|
| Electrical data | Input | |
| | Rated input voltage | 230 Vac |
| | Rated frequency | 50 - 60 Hz |
| | Output | |
| | Rated output voltage | 2 x 9 Vac |
| | Power | 22 VA |
| | No-load voltage (app. x factor) | 1.19 |
| | No-load loss (typ.) | 2.4 W |
| | Efficiency | 77 % |
| | Standards | |
| | Classification | Safety isolating transformer |
| | Approvals | |
| | Approvals | cURus, VDE |
| | Environment | |
| | Ambient temperature max. | 104.0 °F |
| Safety and protection | | |
| Type | Encapsulated | |
| Insulation class | VDE=E, UL-class 105 | |
| Protection index | IP 00 | |
| Safety class (prepared) | II | |
| Short circuit strength | non-inherently short-circuit proof | |
| Order numbers | | |
| Order Number | PT 22/2/9 | |

| Type | | PT 22/2/9 |
|-----------------------|--|--------------|
| Terminal and mounting | | |
| Terminals | | Pins for PCB |
| Measures and weights | | |
| Pin (ø) | | 0.031 inch |
| Core type | | EI 60/21 |
| Weight | | 1.26 lbs |

Dimensions in inch



Subject to change.