

# Safety isolating transformer PT 30/2/12



Picture shows PT 7,5/1/15

## Advantages

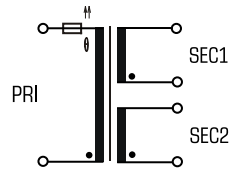
Minimum size at high output
Integrated overload protection using PTC in the input
Dual output voltage for series or parallel connection
Permanent corrosion protection, high insulation value and maximum electrical reliability due to XtraDenseFill resin encapsulation
Self-extinguishing potting material
Space saving installation due to additional screw mounting in the base plate

## Applications

As a mains transformer for adjustment of the voltage and simple electrical isolation.

Safety transformer for the safe electrical isolation of the input and output sides. The transformer is suitable for creating SELV and PELV circuits because of the limit on the output voltage.

## Sample application




## Standards

Safety isolating transformer  
to: VDE 0570 Part 2-6, DIN EN 61558-2-6, EN 61558-2-6, IEC 61558-2-6

## Approvals



VDE, UL 5085-1/-2, CSA 22.2 No.66

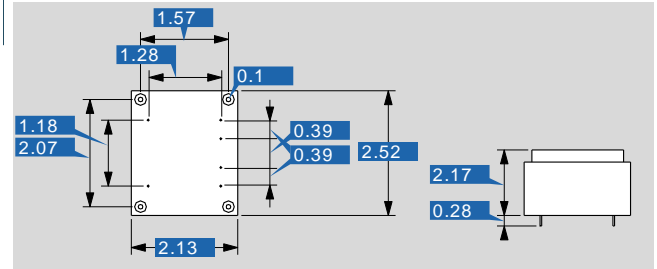


# Safety isolating transformer PT 30/2/12

Type		PT 30/2/12
Electrical data	Input	
	Rated input voltage	230 Vac
	Rated frequency	50 - 60 Hz
	Output	
	Rated output voltage	2 x 12 Vac
	Power	30 VA
	No-load voltage (app. x factor)	1.13
	No-load loss (typ.)	2.3 W
	Efficiency	83 %
	Standards	
	Classification	Safety isolating transformer
	Approvals	
	Approvals	cURus, VDE
	Environment	
	Ambient temperature max.	104.0 °F
Safety and protection		
Type	Encapsulated	
Insulation class	VDE=E, UL-class 105	
Protection index	IP 00	
Safety class (prepared)	II	
Short circuit strength	non-inherently short-circuit proof	
Order numbers		
<b>Order Number</b>	<b>PT 30/2/12</b>	

Type		PT 30/2/12
Mechanical data	Terminal and mounting	
	Terminals	Pins for PCB
	Measures and weights	
Pin (ø)		0.031 inch
Core type		EI 60/30,5
Weight		1.72 lbs

## Dimensions in inch



Subject to change.